

# Hyperdrain

## Condensate drains



Even the smallest amount of liquid condensate, if carried through the compressed air network, can cause serious damage to apparatus and processes. It is of paramount importance that all condensate is completely removed from the compressed air circuit. The condensate drain is a vital component in any compressed air system; its role is to guarantee an efficient removal of all the condensate and impurities present within the compressed air.

50 years experience has allowed Parker Hiross to develop Hyperdrain, designed to satisfy all customer requirements.

The range comprises zero-loss electronic capacitive drains, zero-loss mechanical float drains and timed drains. Hyperdrain can be used with all components in the compressed air system.



### Product Features:

- No air loss
- No risk of condensate carry-over
- Low maintenance requirements
- Alarm signal

### Philosophy

Parker Hiross specialises in cooling, purification, and separation technologies, where compressed air and gas purity, product quality, technological excellence and global support are paramount.

We design and manufacture compressed air treatment products and cooling equipment for many key industries where ease of integration, low cost of ownership and energy saving can make the difference.

Parker Hiross has been supplying industry with high efficiency products with low lifetime costs and reduced CO<sub>2</sub> emissions since 1964.

Our philosophy 'to stand out from the crowd' is our credo, encouraging our employees to achieve continuous improvement and satisfy customer expectations.



## HDF Zero-loss mechanical float drains



### All the benefits, in three steps:

#### 1 Installation

- No need for electrical wiring, as power supply is not required.
- No programming or calibration required, HDF is ready to use.
- Also available with an internal vent line.

#### 2 Maintenance

- Manual drain valve for system discharge and operational check fitted as standard.

#### 3 Use

- Large cross section outlet valve opening minimizes the chance of blockages for improved reliability.
- Low velocity condensate outlet ensures that no emulsion is created and supports installation of a static oil/water separator.



## CDV Timed drains



The CDV timed drains automatically discharge the condensate following the set cycles:

- drain opening time set
- interval between each opening set

### All the benefits, in three steps:

#### 1 Installation

- Compact dimensions and different voltages available.

#### 2 Maintenance

- Stainless steel strainer as standard, protects drain from impurities.
- Standard manual drain valve.

#### 3 Use

- Large condensate inlet & outlet ports prevent blockages.
- Forced drainage patterns ensures reliability, even in the presence of impurities.
- Compact, packaged design guarantee reliable operation even in the most demanding conditions
- Robust construction featuring a stainless steel and brass valve.

## HDE-X Zero-loss electronic drains



- Magnetic core level control: guarantees zero compressed air losses and the reliability of operation thanks to the electronic control.
- Separate opening and closing sensors (HDE30X-50X): fewer working cycles and increased reliability.
- Integral dirt screen against impurities: contaminants which could damage the diaphragm valve are trapped and an alarm activated when the filter is blocked.

- Works with all condensates (including impurities and oil).
- No contact between the electrical parts and the condensate.
- Alarm lamp (5) warns the user if the condensate cannot be discharged, protecting the system from contamination.
- Standard volt-free alarm contact ((6), HDE30X-50X) allows remote monitoring.
- Special outlet flow regulator (8) to throttle condensate flow, ensures no emulsion is created and supports the oil/water separator installation.

### All the benefits, in three steps:

#### 1 Installation

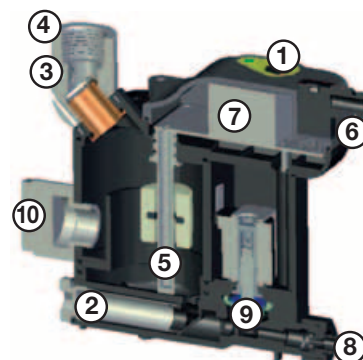
- Condensate inlet (4) rotates for easy top or rear inlet connection (from HDE20X).
- No programming or calibration required.
- Balance line inlet ((3), from HDE20X) for installation ease even in complex situations.

#### 2 Maintenance

- Easy drain access and easily removable electrical connector (7) simplify maintenance.

#### 3 Use

- Large cross section diaphragm valve (9) with pilot control improves reliability.



- 1) Alarm lamp
- 2) Integral dirt screen
- 3) Balance line inlet
- 4) Condensate inlet
- 5) Magnetic core level control
- 6) Volt free alarm contact
- 7) Electrical connector
- 8) Outlet flow regulator
- 9) Diaphragm valve
- 10) Bottom condensate inlet (from HDE30X)

# Technical data

Model	construction materials			technical data						dimensions (mm)			weight
	body	float	lever	air/gas flow without dryer		connections		max p.	power supply	A	B	C	(kg)
				m <sup>3</sup> /h	m <sup>3</sup> /min	in	out	bar g					

## External float drains (with built-in air vent)

<b>HDF120-A</b>	alumin.	plastic	plastic	5.400	90	1/2"	1/2"	16	-	156	111	108	0,9
<b>HDF180-A</b>	alumin.	plastic	plastic	6.000	100	1"	1/2"	16	-	156	111	108	0,9
<b>HDF220-A</b>	alumin.	plastic	plastic	15.000	250	1"	1/2"	16	-	266	111	108	1,9

## External float drains (without air vent)

<b>HDF120</b>	alumin.	plastic	plastic	5.400	90	1/2"	1/2"	16	-	156	111	108	0,9
<b>HDF180</b>	alumin.	plastic	plastic	6.000	100	1"	1/2"	16	-	156	111	108	0,9
<b>HDF220</b>	alumin.	plastic	plastic	15.000	250	1"	1/2"	16	-	266	111	108	1,9

## External float drains (NPT connection – with built in vent)

<b>HDF120/NPT-A</b>	alumin.	plastic	plastic	5.400	90	1/2" NPT	1/2"	16	-	156	111	108	0,9
<b>HDF180/NPT-A</b>	alumin.	plastic	plastic	6.000	100	1" NPT	1/2"	16	-	156	111	108	0,9
<b>HDF220/NPT-A</b>	alumin.	plastic	plastic	15.000	250	1" NPT	1/2"	16	-	266	111	108	1,9

## External float drains BioEnergy

<b>HDF220BE</b>	alumin.	plastic/ st steel	plastic/ st steel	6.500	108	1"	1/2"	1	-	266	111	108	1,9
-----------------	---------	----------------------	----------------------	-------	-----	----	------	---	---	-----	-----	-----	-----


## Timed drains

<b>CDV/24V</b>	plastic / brass			9.000	150	1/2"	3/8"	16	24/1/50-60	90	110	90	0,7
<b>CDV/115V</b>	plastic / brass			9.000	150	1/2"	3/8"	16	115/1/50-60	90	110	90	0,7
<b>CDV/230V</b>	plastic / brass			9.000	150	1/2"	3/8"	16	230/1/50-60	90	110	90	0,7
<b>CDV/50barg</b>	plastic / brass			9.000	150	1/2"	1/8"	50	230/1/50-60	90	110	90	0,7

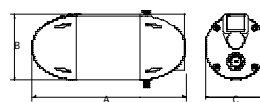
## Electronic level sensing drains

<b>HDE10X</b>	polyamide / aluminium			720*	12*	1 x G 1/2	G 3/8	16	115/1/50-60	67	110	146	0,5
<b>HDE10X</b>	polyamide / aluminium			720*	12*	1 x G 1/2	G 3/8	16	230/1/50-60	67	110	146	0,5
<b>HDE20X</b>	polyamide / aluminium			240	4	1 x G 1/2	G 3/8	16	115/1/50-60	67	101	139	0,6
<b>HDE20X</b>	polyamide / aluminium			240	4	1 x G 1/2	G 3/8	16	230/1/50-60	67	101	139	0,6
<b>HDE30X</b>	polyamide / aluminium			420	7	2 x G 1/2	G 3/8	16	115/1/50-60	67	122	164	1
<b>HDE30X</b>	polyamide / aluminium			420	7	2 x G 1/2	G 3/8	16	230/1/50-60	67	122	164	1
<b>HDE40X</b>	polyamide / aluminium			1.800	30	2 x G 1/2	G 3/8	16	115/1/50-60	67	137	164	1
<b>HDE40X</b>	polyamide / aluminium			1.800	30	2 x G 1/2	G 3/8	16	230/1/50-60	67	137	164	1
<b>HDE50X</b>	polyamide / aluminium			6.000	100	2 x G 1/2	G 3/8	16	115/1/50-60	67	197	164	2
<b>HDE50X</b>	polyamide / aluminium			6.000	100	2 x G 1/2	G 3/8	16	230/1/50-60	67	197	164	2

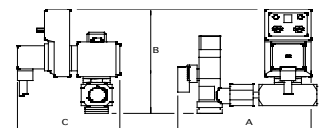
Performances refer to 35 °C compressed air temperature, 25 °C ambient temperature, 65 % R.H., 3 °C pressure dew point (calculations with refrigeration dryer), 7 barg working pressure. Figures for refrigeration dryer and filter assume adequate condensate removal upstream. If installed after the dryer, multiply the condensate drain air flow by 2; if installed after the filter, multiply the air flow by 6.



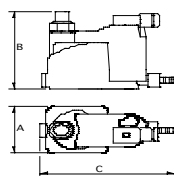
**HDF120-180**



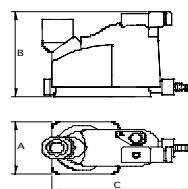
**HDF220**



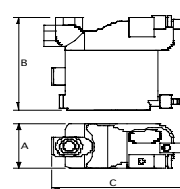
**CDV**



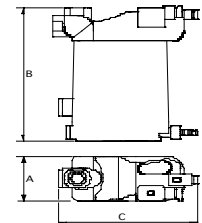
**HDE10X**



**HDE20X**



**HDE30-40X**



**HDE50X**

# Parker Worldwide

## Europe, Middle East, Africa

**AE – United Arab Emirates,**  
Dubai

Tel: +971 4 8127100  
parker.me@parker.com

**AT – Austria,** Wiener Neustadt

Tel: +43 (0)2622 23501-0  
parker.austria@parker.com

**AT – Eastern Europe,** Wiener  
Neustadt

Tel: +43 (0)2622 23501 900  
parker.easteurope@parker.com

**AZ – Azerbaijan,** Baku

Tel: +994 50 2233 458  
parker.azerbaijan@parker.com

**BE/LU – Belgium,** Nivelles

Tel: +32 (0)67 280 900  
parker.belgium@parker.com

**BY – Belarus,** Minsk

Tel: +375 17 209 9399  
parker.belarus@parker.com

**CH – Switzerland,** Etoy

Tel: +41 (0)21 821 87 00  
parker.switzerland@parker.com

**CZ – Czech Republic,** Klecany

Tel: +420 284 083 111  
parker.czechrepublic@parker.com

**DE – Germany,** Kaarst

Tel: +49 (0)2131 4016 0  
parker.germany@parker.com

**DK – Denmark,** Ballerup

Tel: +45 43 56 04 00  
parker.denmark@parker.com

**ES – Spain,** Madrid

Tel: +34 902 330 001  
parker.spain@parker.com

**FI – Finland,** Vantaa

Tel: +358 (0)20 753 2500  
parker.finland@parker.com

**FR – France,** Contamine s/Arve

Tel: +33 (0)4 50 25 80 25  
parker.france@parker.com

**GR – Greece,** Athens

Tel: +30 210 933 6450  
parker.greece@parker.com

**HU – Hungary,** Budapest

Tel: +36 23 885 475  
parker.hungary@parker.com

**IE – Ireland,** Dublin

Tel: +353 (0)1 466 6370  
parker.ireland@parker.com

**IT – Italy,** Corsico (MI)

Tel: +39 02 45 19 21  
parker.italy@parker.com

**KZ – Kazakhstan,** Almaty

Tel: +7 7272 505 800  
parker.easteurope@parker.com

**NL – The Netherlands,** Oldenzaal

Tel: +31 (0)541 585 000  
parker.nl@parker.com

**NO – Norway,** Asker

Tel: +47 66 75 34 00  
parker.norway@parker.com

**PL – Poland,** Warsaw

Tel: +48 (0)22 573 24 00  
parker.poland@parker.com

**PT – Portugal,** Leca da Palmeira

Tel: +351 22 999 7360  
parker.portugal@parker.com

**RO – Romania,** Bucharest

Tel: +40 21 252 1382  
parker.romania@parker.com

**RU – Russia,** Moscow

Tel: +7 495 645-2156  
parker.russia@parker.com

**SE – Sweden,** Spånga

Tel: +46 (0)8 59 79 50 00  
parker.sweden@parker.com

**SK – Slovakia,** Banská Bystrica

Tel: +421 484 162 252  
parker.slovakia@parker.com

**SL – Slovenia,** Novo Mesto

Tel: +386 7 337 6650  
parker.slovenia@parker.com

**TR – Turkey,** Istanbul

Tel: +90 216 4997081  
parker.turkey@parker.com

**UA – Ukraine,** Kiev

Tel: +380 44 494 2731  
parker.ukraine@parker.com

**UK – United Kingdom,** Warwick

Tel: +44 (0)1926 317 878  
parker.uk@parker.com

**ZA – South Africa,** Kempton Park

Tel: +27 (0)11 961 0700  
parker.southafrica@parker.com

## North America

**CA – Canada,** Milton, Ontario

Tel: +1 905 693 3000

**US – USA,** Cleveland

Tel: +1 216 896 3000

## Asia Pacific

**AU – Australia,** Castle Hill

Tel: +61 (0)2-9634 7777

**CN – China,** Shanghai

Tel: +86 21 2899 5000

**HK – Hong Kong**

Tel: +852 2428 8008

**IN – India,** Mumbai

Tel: +91 22 6513 7081-85

**JP – Japan,** Tokyo

Tel: +81 (0)3 6408 3901

**KR – South Korea,** Seoul

Tel: +82 2 559 0400

**MY – Malaysia,** Shah Alam

Tel: +60 3 7849 0800

**NZ – New Zealand,** Mt Wellington

Tel: +64 9 574 1744

**SG – Singapore**

Tel: +65 6887 6300

**TH – Thailand,** Bangkok

Tel: +662 186 7000-99

**TW – Taiwan,** Taipei

Tel: +886 2 2298 8987

## South America

**AR – Argentina,** Buenos Aires

Tel: +54 3327 44 4129

**BR – Brazil,** Sao Jose dos Campos

Tel: +55 800 727 5374

**CL – Chile,** Santiago

Tel: +56 2 623 1216

**MX – Mexico,** Apodaca

Tel: +52 81 8156 6000